


# Use Our Sidewalk Repairman Forms & Accessories

## 255-R Sidewalk Repairman Forms



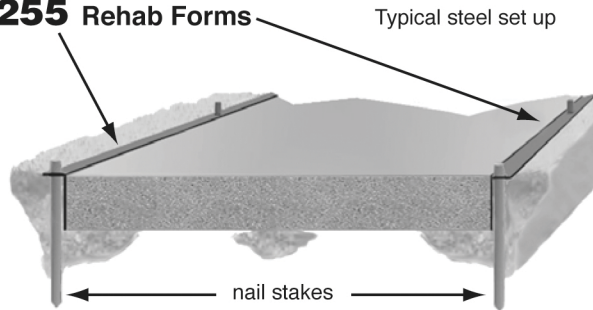
### 10 foot long sections

Size	Price Ea.	Wt. Ea.
4" x 10'		26 lbs.
5" x 10'		30 lbs.
6" x 10'		34 lbs.

### 5 foot long sections

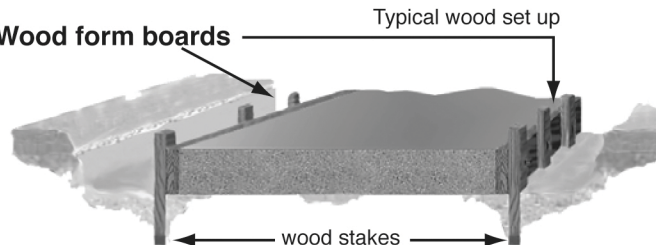
Size	Price Ea.	Wt. Ea.
4" x 5'		13 lbs.
5" x 5'		15 lbs.
6" x 5'		17 lbs.

## 255 Rehab Forms



Typical steel set up

## Wood form boards

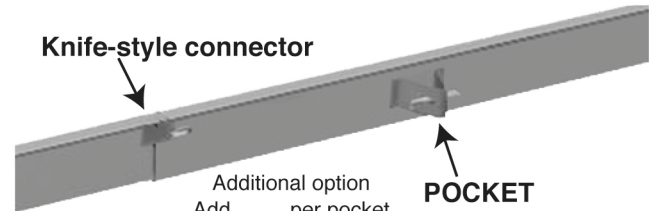


Typical wood set up

Additional option  
Knife-style connector and retainer clip



### Knife-style connector



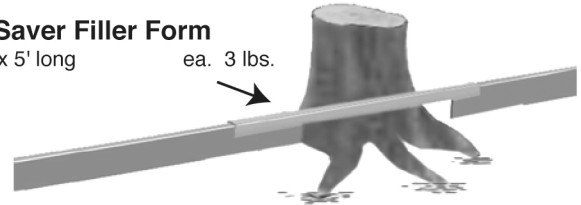
### POCKET

2 pockets per 10 foot section.  
Dig out only 2 small areas.

## 249 Root Saver Filler Form

2" high x 5' long

ea. 3 lbs.



### The City Specialties Product Line includes:

- Sidewalk Repairman - Steel flatwork sidewalk forms developed specifically for the replacement of damaged or old existing concrete city sidewalks. These forms can be installed quickly and easily, reducing labor expenses and preserving adjacent sod saving restoration costs.
- Filler Form - A metal filler form that allows spaces up to 5 feet between forms to be bridged quickly and easily by slipping the filler form over the top rails of the forms to be connected, saving the labor required to cut and then "scab in" a piece of wood to bridge the gap between the forms.
- Root Saver - A custom adjustable metal filler form that allows work crews to easily place level concrete over areas where exposed roots intersect the sidewalk, reducing labor costs by not having to cut out roots or form around roots, and potentially saving the tree or tree replacement costs.